

MAHARASHTRA UNIVERSITY OF HEALTH SCIENCES, NASHIK

DETAILS OF THE HOSPITAL AND WORK RECORD: (HOSPITAL - INFORMATION)

YEAR 2023

Faculty: Ayurveda

Name of College: Smt. Vimladevi Ayurvedic Medical College & Hospital Wandhari, Chandrapur

College Code: 3516

A) NUMBER OF PATIENTS ATTENDED OPD (1st Jan. to 31st December)								
(Note:- Patients of Medical Camp OPD should not be included)								
Sr. No.	Month	Information to be filled up by college						Atyayika (Emergency)
		Kayachikitsa + Panchkarma	Shalya	Shalakya	Prasuti evum Stri Roga	Bal Roga	Swasthavritta evum Yoga	
1	Jan.	2282	895	286	383	829	148	116
2	Feb.	2230	863	277	311	780	135	109
3	March.	2256	858	280	374	806	136	109
4	April	2127	784	279	329	746	136	103
5	May	2383	839	273	363	782	129	110
6	June	2299	870	287	365	778	137	107
7	July	2413	942	306	322	795	140	105
8	August	2449	889	299	351	779	136	113
9	Sept.	2188	858	273	324	782	116	105
10	Oct.	2294	869	287	380	746	137	107
11	Nov.	2377	867	277	373	800	124	111
12	Dec.	2393	917	296	322	851	144	113
Total		27691	10451	3420	10497	9474	1618	1308
Grand Total		64459						

Principal
Smt. Vimladevi Ayurvedic Medical
College & Hospital, Chandrapur

B)		NUMBER OF PATIENTS ATTENDED IPD (1 Jan. to 31st December)				
(Note:- Patients of Medical Camp IPD should not be included)						
Sr. No.	Month	Information to be filled up by college				
		Kayachikitsa +Panchkarma	Shalya	Shalakya	Prasuti evum Stri Roga	Bal Roga
1	Jan.	130	22	17	39	41
2	Feb.	111	23	12	43	42
3	March.	112	25	15	57	40
4	April	113	21	15	39	39
5	May	119	09	22	16	14
6	June	124	18	16	26	27
7	July	106	11	13	19	13
8	August	109	13	11	24	24
9	Sept.	98	16	11	27	29
10	Oct.	119	15	14	37	36
11	Nov.	109	17	13	39	40
12	Dec.	118	19	09	47	36
Total		1368	209	168	413	381
Grand Total		2539				


Principal
 Smt. Vimladevi Ayurvedic Medical
 College & Hospital, Chandrapur


C. Total Number of Bed Days Occupied

Sr. No.	Month	(Information to be filled up by college)				
		Kayachikitsa & Panchakarma	Shalya	Shalakya	Prasuti evum Stri Roga	Bal Roga
1.	Jan.	771	127	94	244	154
2.	Feb.	638	150	67	256	186
3.	March	677	156	80	384	259
4.	April	687	140	77	259	273
5.	May	980	44	149	117	83
6.	June	780	83	106	171	144
7.	July	987	46	103	100	49
8.	Aug.	826	71	66	170	160
9.	Sept.	786	83	75	156	145
10.	Oct.	761	81	73	213	184
11.	Nov.	667	90	58	252	254
12.	Dec	747	97	46	322	258
Total		9307	1168	994	2644	2149
Grand total		16262				
Bed Occupancy (in %)		44.55				



FORMULA FOR CALCULATING BED OCCUPANCY

$$\text{Bed Occupancy} = \frac{\text{Total No. of Bed days Occupied}}{\text{Total No. of Beds} \times \text{No. of total days}} \times 100$$

D) PANCHAKARMA DETAILS												
Sr. No.	PATIENTS	SNEHAN	SWEDAN	VAMAN	VIRECHAN	BASTI	NASYA	RAKTMO KSHAN	JALOUKAV CHARAN	SHIRO DHARA	SHIRO BASTI	OTHERS
1.	From O.P.D.	8818	7188	266	249	1054	429	752	27	641	9	297
2.	From I.P.D.	7949	6068	164	156	779	108	15	3	123	0	352
3.	Total	16767	13256	430	405	1833	537	767	30	764	9	649


Principal
 Smt. Vimladevi Ayurvedic Medical College & Hospital, Chandrapur

(Note: Karmas apart from above should mention in separately in separate enclosure if required.)

E)	Hospital information for P.G.Only	:	
	Number of Beds	: (Minimum required 100 beds. Additional Beds for Clinical Subject 1:4 per Student (Please refer PG Regulation 2016))
		:	
	Number of Students	: X 4 =
	Equipments	:	Adequate /Inadequate
	Number of Registrars/H.O.	:	R.....HO.....
	Number of available additional Non teaching staff	:
  Dean/ Principal of the College Principal Smt. Vimladevi Ayurvedic Medical College & Hospital, Chandrapur			